montaggio



1

fissare 2 supporti a scatto (7)



2

agganciare il cassonetto superiore (20)



3

cassonetto agganciato



4

inserire i piedi di aggancio (14) sotto le guide laterali (19)



5

inserire le guide laterali (19) nel cassonetto (20)



6

fissare le guide laterali (19) con una vite



7

fissare le viti sulla testata (11) e testata a molla (4) del cassonetto (20)



8

sciogliere la catenella (12/13)



9

inserire la barra superiore nella battuta di riscontro opposta



10

avvitare il tassello superiore per bloccare la guida superiore

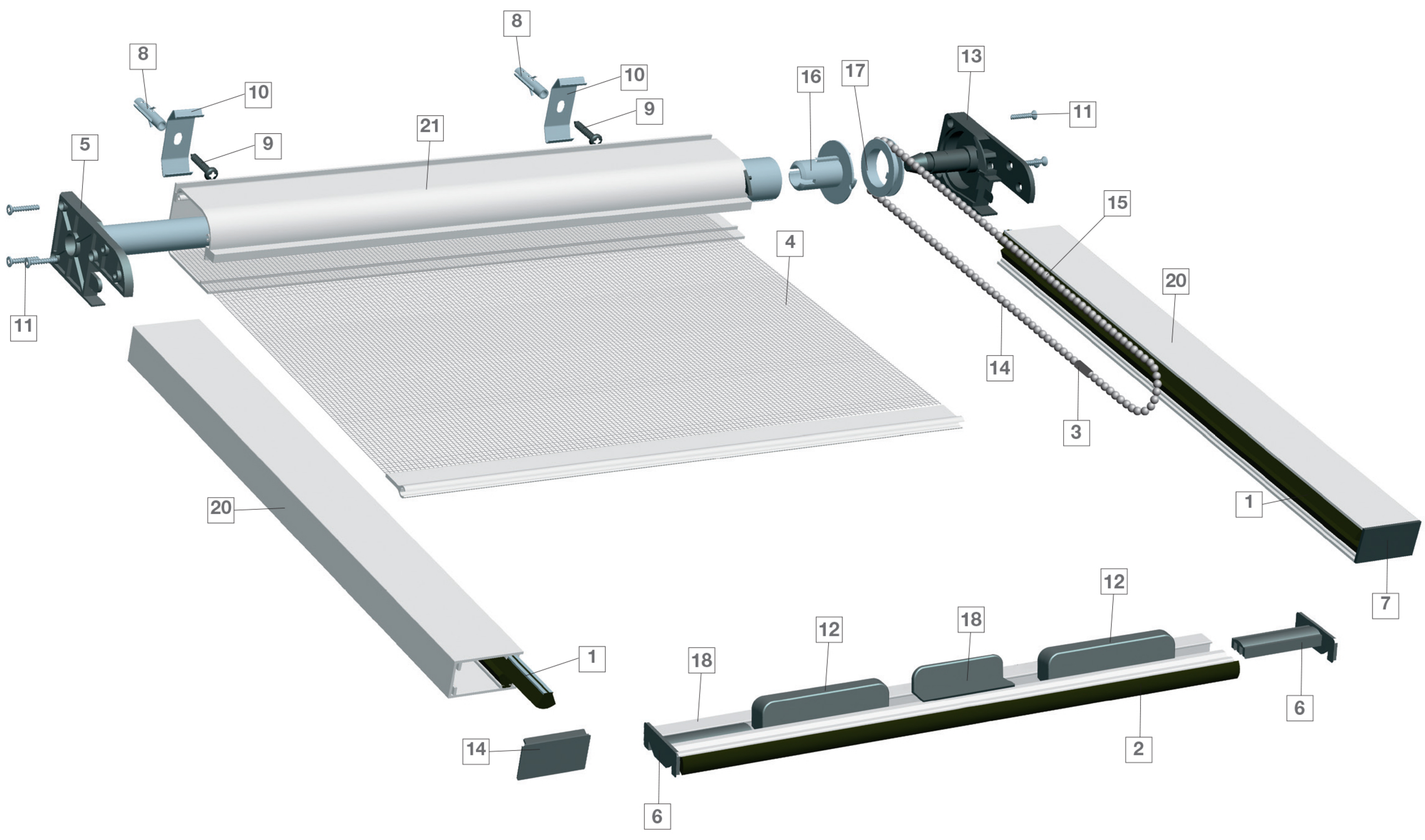

NB. art. Z084/Z085 anello catena, ed art. Z082 zavorra zincata con guscio, sono da richiedere a parte, non compresi nel kit

legenda

1.	Z012	spazzolino 48x95
2.	Z013	spazzolino 48x1000
3.	Z014	giunzione catena
4.	Z309	rete in fibra
5.	Z052	testata molla 42
6.	Z054	pattino mini
7.	Z056	piedini di aggancio
8.	Z058	stop 6x30
9.	Z059	viti 4x30
10.	Z060	supporti a scatto
11.	Z067	viti testata 2,4x20
12.	Z082	zavorra zincata con guscio
13.	Z083	testata catena dx
14.	Z084	catena L. 2,60
	Z085	catena L. 5,20
15.	Z086	puleggia guida catena
16.	Z087	bocchettone
17.	Z088	corona
18.	Z089	pedale
19.	Z201	barra maniglia
20.	Z202	guida 21x37
21.	Z204	cassonetto 42
22.	Z212	fermo catena

Z080 ***kit a catena 42 mm***

i numeri evidenziati in rosso compongono il kit sopra indicato



3

accessorio per giunzione catena



15

puleggia catena

22

fermo catena